



## Safety & Health Reporting Q1/2018

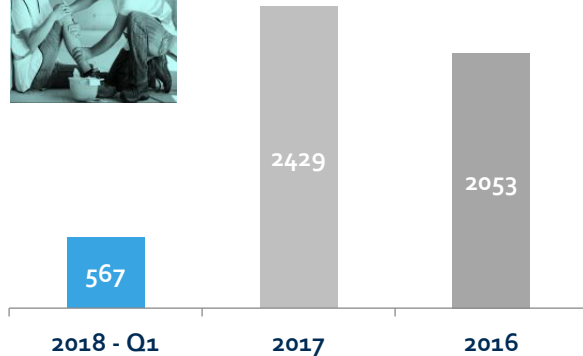
April 2018

# Safety & Health KPI's rolling from 2016 to Q1/2018

Number of LTI as well as number of LWD decreased



# Lost Time Incident (LTI)

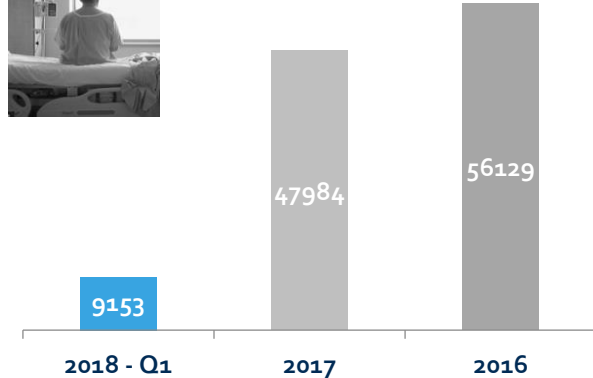


LTI: Lost Time Incident  
#LTI = #FAT + #LWC

LWC: Lost Workday Case  
Any work related injury that renders the injured person temporarily unable to perform their normal work on any day after the day on which the injury occurred. Any day includes rest day, weekend day, scheduled holiday, public holiday or subsequent day after ceasing employment.



# Lost Work Days (LWD)



LWD: Lost Work Day

The total number of calendar days on which the injured person was temporarily unable to work as a result of a Lost Workday Case (LWC).

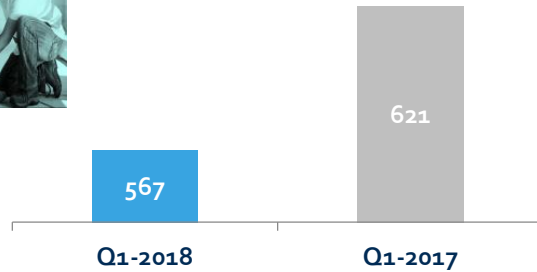
In the case of a fatality no lost workdays are recorded. Lost Workdays are started counting on the day after the injury occurred or the illness began.

# Safety & Health KPI's Q1/2018 vs. Q1/2017

Number of LTI as well as number of LWD decreased



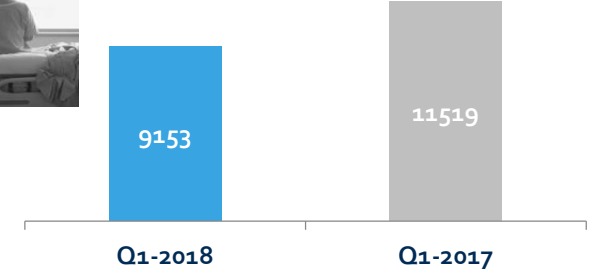
# Lost Time Incident (LTI)



9% reduction of # LTI



# Lost Work Days (LWD)



20,5% reduction of # LWD